






# Power Automate

• Real-Time Working • Detailed Subject • Interview Suitable

-  **Mr. Sreedhar [9+ Years of IT Experience]**
-  **35 hrs (Normal Track) , Daily 1 hour**
-  **Normal / Fast Track / 1 on 1 / Customized**
-  **Rs. 8,000 (14,000 with Power Apps & others)**
-  **Multiple timings available**



## INSTITUTE PROVIDES

- \* One **Near Real Time** Project
- \* In-Depth **Theory & Practical** Material
- \* Complete **Practical Oriented** Training
- \* Mock Interviews
- \* Case Studies / User Stories / Sprints
- \* Daily **Live Class Videos**
- \* **FAQ Tests** in Whatsapp
- \* **Resume Preparation** Sessions

## COMPONENTS

Complete Introduction to Power Automate	Data Operators
Create a Power Automate Account	Export and Import the Flows
Overview of Power Automate	Power Automate Mobile
Triggers	Connectors
Actions	Share the Flows
Automated Cloud Flows	Licenses
Approvals	Approvals
Scheduled Cloud Flows	Parent Flows and Child Flows
Instant Cloud Flows	Flow Settings
Variables	Flow Action Settings
Control Statements	Deployment Pipeline

## COMPLETE INTRODUCTION TO POWER AUTOMATE

- ▶ Introduction to Power Automate
- ▶ What are Workflows
- ▶ What is Automation
- ▶ What is Power Automate
- ▶ Types of Power Automate Flows
  - ▶ Cloud Flows
    - ▶ Automated Cloud Flows
    - ▶ Scheduled Cloud Flows
    - ▶ Instant Cloud Flows
  - ▶ Desktop Flows
  - ▶ Business Process Flows
- ▶ What is Flow in Power Automate

## CREATE A POWER AUTOMATE ACCOUNT

- ▶ Creating Power Apps Account
- ▶ SIGN IN to Power Apps Account

## OVERVIEW OF POWER AUTOMATE

- ▶ Power Automate User Interface
- ▶ Left Navigation Pane Overview

## TRIGGERS

- ▶ What is Trigger
- ▶ Need of Triggers
- ▶ Types of Triggers
  - ▶ Automated Trigger
  - ▶ Scheduled Trigger
  - ▶ Instant Triggers

## ACTIONS

- ▶ What is an Action
- ▶ Need of Actions
- ▶ What the Actions Contains

## AUTOMATED CLOUD FLOWS

- ▶ Build the Automated Flows from a Template
- ▶ Customize the Template Flows according to Business
- ▶ Build an Automated Cloud Flows from the Blank



-&gt;

- ▶ Save Gmail attachments automatically in Google Drive
- ▶ Save office 365 Email attachments in One drive for business folder
- ▶ When a file is added into the One drive folder sent an email Notification
- ▶ When an email received in the outlook send a Notification message in the teams chat
- ▶ When the New Student Details is Inserted in Sql Server then I need to Send an Email Regarding Course Details
- ▶ When an item is created in the SharePoint List Send an Email Regarding Course Details
- ▶ When an Email arrives insert the Email Information in the SharePoint List/SqlServer Tables
- ▶ When an item is deleted in SharePoint List
- ▶ When an item is created or modified in SharePoint List
- ▶ When a file is created in SharePoint
- ▶ When a file is deleted in SharePoint
- ▶ Send an Email Notification to the Manager when the employee submit the Timesheet and also send the Email to Employee regarding the Timesheet is Submitted Successfully.

## APPROVALS

- ▶ Single Level Approval (Manager)
- ▶ Multi-Level Approvals (Team Lead , Manager & HR Approval)
- ▶ Wait for an Approval
- ▶ Auto Approve
- ▶ Assign the Approvals to another User

## SCHEDULED CLOUD FLOWS

- ▶ Build the Scheduled Flows from a Template
- ▶ Customize the Template Flows according to Business
- ▶ Build an Scheduled Cloud Flows from the Blank
- ▶ Send an email to the employees every day at morning 8:00 AM recording weather report
- ▶ Send an Email to the Employees on every Friday to Fill the Timesheet
- ▶ Send an Email to the Manager Every Day at (5:00 PM) Regarding the Employees Performance
- ▶ Send birthday wishes to the employees in the organization on the birthday automatically
- ▶ Refresh the power BI reports automatically

## INSTANT CLOUD FLOWS

- ▶ Build the Instant Flows from a Template
- ▶ Customize the Template Flows according to Business
- ▶ Build an Instant Cloud Flows from the Blank
- ▶ Send an Email Instantly when there is a Quick Meeting

## VARIABLES

- ▶ What are Variables
- ▶ Types of Variables
  - ▶ Initialize Variable
  - ▶ Set Variable
  - ▶ Increment Variable
  - ▶ Decrement Variable
  - ▶ Append to String Variable
  - ▶ Append to Array Variable

## CONTROL STATEMENTS

- ▶ What are Control Statements
- ▶ Types of Control Statements
  - ▶ Condition (If)
  - ▶ Switch
  - ▶ For each
  - ▶ Do Until
  - ▶ Scope
  - ▶ Terminate

## DATA OPERATORS

- ▶ Data Operators
- ▶ Types of Data Operators
  - ▶ Compose
  - ▶ Join
  - ▶ Select
  - ▶ Filter Array
  - ▶ Create CSV Table
  - ▶ Create HTML Table
  - ▶ Parse JSON

## EXPORT AND IMPORT THE FLOWS

- ▶ Export or Import Flow from One Environment to another Environment
- ▶ Import a Flow from a Tenant to another Tenant

## POWER AUTOMATE MOBILE

- ▶ What is Power Automate Mobile App
- ▶ How to Install the Power Automate Mobile App in Mobile Phone
- ▶ Power Automate Mobile App User Interface (UI)
- ▶ How to Create a Flow on Power Automate Mobile App

## CONNECTORS

- ▶ What is Connector
- ▶ Types of Connectors
  - ▶ Standard Connectors
  - ▶ Premium Connectors

## SHARE THE FLOWS

- ▶ Share the Flows to Users
- ▶ Add the Users to Flows Environment

## LICENSES

- ▶ Types of Licenses in Power Automate
  - ▶ Power Automate Premium
  - ▶ Power Automate Process

## PARENT FLOWS AND CHILD FLOWS

- ▶ What are Parent Flows
- ▶ What are Child Flows
- ▶ Call Child Flows in Parent Flows
- ▶ Run or Trigger a FLOW - from another Flow

## FLOW SETTINGS

- ▶ Edit, Share, Save as, Send a Copy, Export, Run History
- ▶ Analytics, Turn On, Repair Tips on, Details

## FLOW ACTION SETTINGS

- ▶ Copy to Clipboard, New Comments, Rename, Add note, Static Result
- ▶ Settings, Configure Run after, Peek Code, Delete

## DEPLOYMENT PIPELINE

- ▶ Create a Deployment Pipeline
- ▶ Assign the Environment to the Pipeline



# A Big Thank you

## COURSES WE OFFER

POWER BI

DATA ANALYST/ ANALYTICS

MICROSOFT FABRIC

SQL SERVER

ADE / AZURE BI

ADF: AZURE DATA FACTORY

ADB: AZURE DATA BRICKS

MSBI

POWER APPS

POWER AUTOMATE

INFORMATICA

EXCEL

PYTHON



Get the Best Power BI Training in  
Hyderabad | Free Demo #1

To watch  
our Latest Demos

**SUBSCRIBE TO OUR YOUTUBE**

**@ Vinay Tech House**

**For Regular Updates on Demos (Free)**

**Follow us on Instagram / Facebook**

**@VINAYTECHHOUSE**

**For more information, Call us on: +91 9859 831 831**

**606, Nilgiri Block, Adithya Enclave, Beside Ameerpet Metro, Hyderabad**